

*BornOriginals

Size Converter for U5

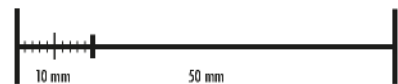
1. At first place the heel of your bare foot along the dashed line, that is drawn on the template.

2. Place well your foot and mark the end with a pencil.

3. If your size is at the border line between two sizes, we recommend you to choose the bigger one.

50	312 mm
49	309 mm
48	304 mm
47	299 mm
46	296 mm
45	285 mm
44	279 mm
43	274 mm
42	266 mm
41	258 mm
40	245 mm
39	239 mm
38	233 mm
37	227 mm
36	219 mm
EU	

ATTENTION!
Print at 100 %



DID IT PRINT IN THE RIGHT SCALE?

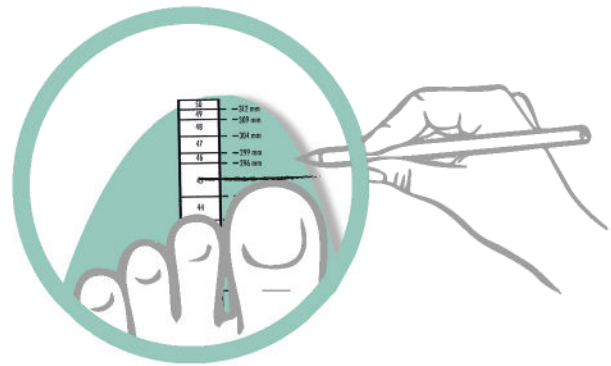
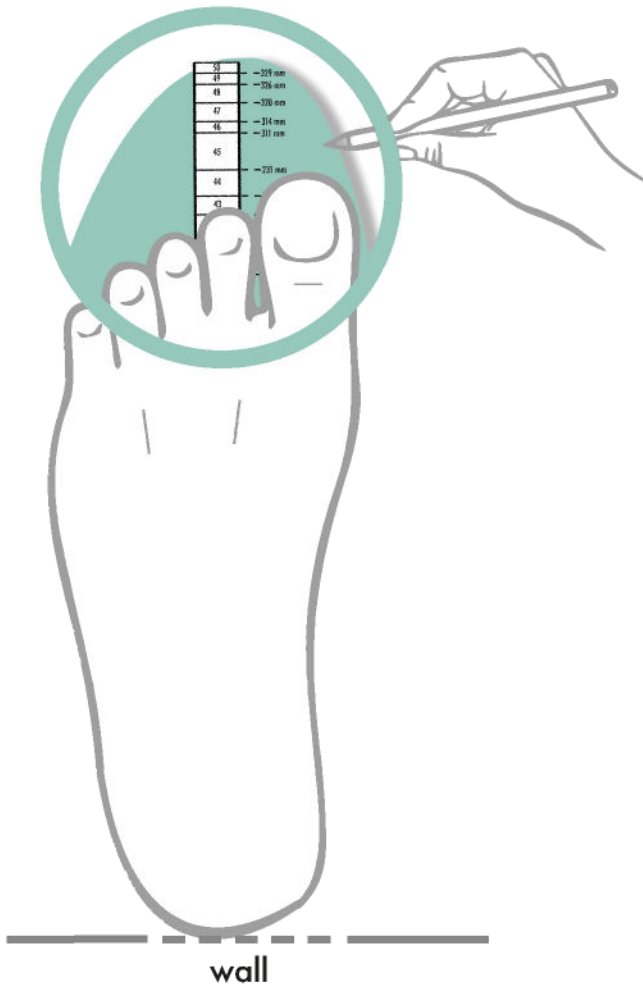
To check if the converter has been printed correctly, measure the scale above with a ruler to confirm that it is 50 mm.

Place your heel on the line

*BornOriginals

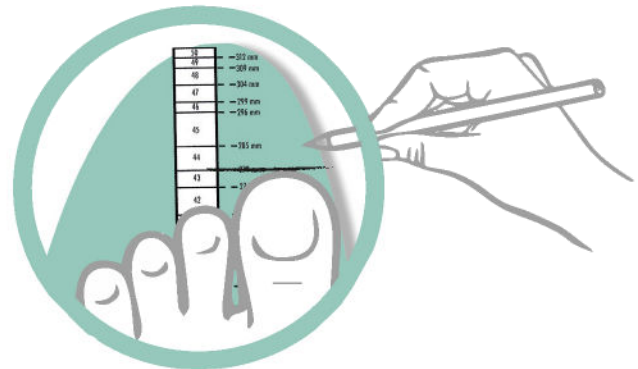
Example 1

If the length of your foot is 290 mm, the appropriate size for you is 45.



Example 2

If the length of your foot is 279 mm, the appropriate size for you is 44.



Foot Size Suggestions

